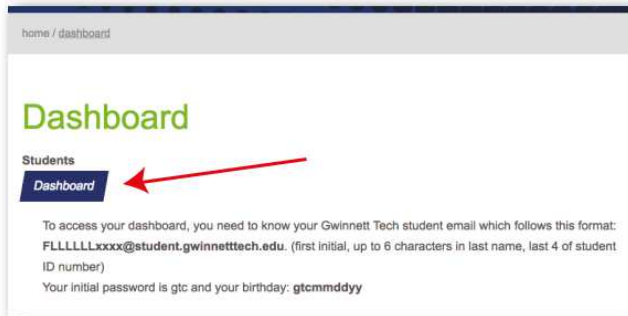


# Gwinnett Tech Dashboard and Degree Works

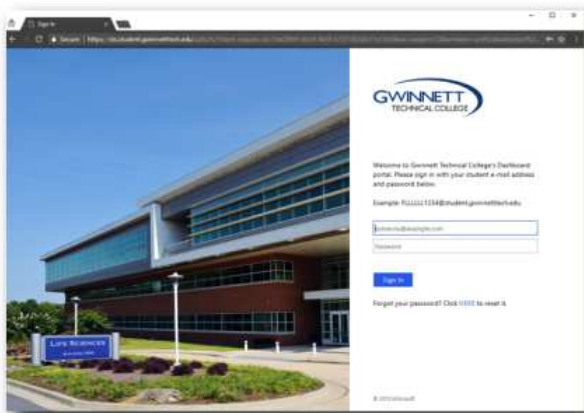
To setup your Dashboard and email account:

- 1 Navigate to: <http://www.GwinnettTech.edu/dashboard> and click on the **Dashboard** link




Check your student email on the Dashboard

- 2 Login to Dashboard



Checking your Degree Works

Once logged in, it will take you to your Dashboard Apps (see sample below). You will select the option **Degree Works**



After selecting **Degree Works**, you will see the following screen (see sample below). As you scroll through this page, you will be able to see the classes you have left in order to complete your Program of Study.

